


# Korniche®

ALUMINIUM ROOF LANTERN

THE PERFECT FINISH







*“Light creates  
ambience and feel  
of a place, as well  
as the expression  
of a structure.”*

**Le Corbusier**  
(Architect)



# Korniche®

A LANTERN REVOLUTION

The slimline Korniche roof lantern provides a traditional timber look with all the advantages of a thermally broken aluminium construction. Precision engineering, optimisation and modern manufacturing techniques have created a **beautifully proportioned, thermally efficient, strong** and **secure** lantern solution for your home.

Why choose Korniche?

**Structural Elegance, Thermal Efficiency, Strong and Secure**





# Structural Elegance

The slim elegant Korniche fits perfectly in any home by retaining traditional features in a contemporary setting.







Beautiful,  
both inside  
and out

## Aesthetics



### Slim Sections

At only 57mm wide, the spas and ridge sections are amongst the slimmest on the market. Coupled with our sculpted bosses they provide a look usually associated with timber construction.

### Traditional Meets Modern

Narrow yet deep structural profiles with subtle ogee detailing along the lower edges provide a clean classic feel.

### Hidden Fixings

fully concealed fixings ensure sight lines flow gracefully and uninterrupted throughout bringing unrivalled elegance and balance.



### Attention to Detail

Attention to detail is present throughout, from the engineered structure, the bespoke weather seals, the innovative glass locks all the way to the logo embossed endcaps.



### Range of colours

Our standard colours are Gloss White, Matt Grey and Matt Black. These can be chosen in any combination of inner and outer.

We can also supply your roof in any bespoke colour of your choice. Simply find out its RAL or BS code.



RAL9010  
GLOSS



RAL7016  
MATT



RAL9005  
MATT

\*colours are a print representation only.

### The Finishing Touch

Every component used has been developed to work in harmony with the others and enhance the overarching design. Korniche is the best possible finish for your extension.



# Thermal Efficiency

Thermal efficiency of our roof has been guaranteed by the elimination of cold bridging, achieved by isolating of the external profiles from the internal ones. Combined with high performance glazing, the Korniche's ability to reduce heat transfer is in a class of its own.

Keeping the heat in  
and the weather out





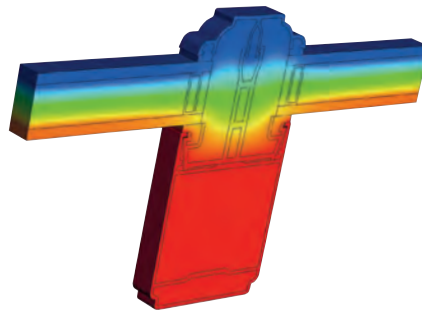
With complete roof U values from **1.2w/m<sup>2</sup>K** Korniche provides your home with a room that's comfortable all year round.

## Warmth



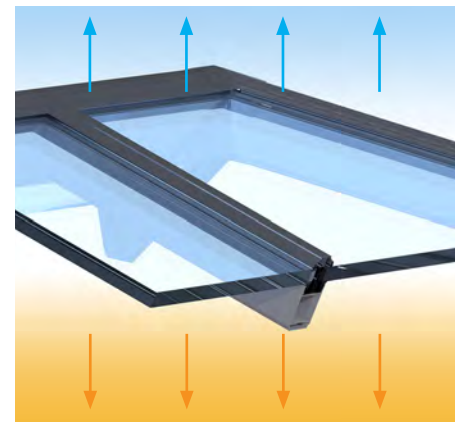
### Thermally Broken Eaves Beam

Thermal efficiency starts at the bottom of our roof. Eaves beams are fully thermally broken to create an insulated barrier between the aluminium sections.



### Insulating T-bar

Our in-house designed high quality insulating T-bar bridges the gap between the profiles and the aluminium finishing caps to create the largest possible thermal break.



### Performance Glazing

Korniche can be supplied with a range of high performance self-cleaning glass options to suit every taste. To complement your new roof you can choose from either blue, aqua, bronze, tinted, neutral or clear and with U Values ranging from 1.0 - 1.2.

## Ambience Glass

	Blue	Aqua	Ultra	Sunshade Blue	Bronze	Neutral
<b>U Value</b>	1.2 w/m <sup>2</sup> K	1.0 w/m <sup>2</sup> K	1.0 w/m <sup>2</sup> K	1.0 w/m <sup>2</sup> K	1.2 w/m <sup>2</sup> K	1.2 w/m <sup>2</sup> K
<b>Solar Heat Reflection</b>	60 %	82 %	91 %	80 %	55 %	60 %
<b>Light Transmission</b>	47 %	30 %	8 %	34 %	38 %	37 %
<b>Self Cleaning</b>	Yes	Yes	No	Yes	Yes	Yes



# Strong and Secure

Korniche has been optimised to create the strongest and stiffest roof lantern possible with minimal structure to obscure your view. Unparalleled in strength, the Korniche can survive whatever nature throws at it. Put into perspective a **6m x 4m**. Korniche roof can support over **8 tonnes**.







Light, comfort and safety maximised

## Strength



### **More Glass, Less Roof**

Design optimisation ensures that Korniche has the largest glass spans and fewest rafters currently available from any other system on the market.



### **Highest Quality Weatherproofing**

Providing the last word in weather protection Korniche uses the best seals and gaskets available throughout, ensuring complete peace of mind in the most extreme conditions.



### **Security**

Our innovative glass lock system and tamper proof fasteners keep everything tightly in place and once finishing capping's are fitted, there are no visible fasteners anywhere to be seen.

### **BBA**

BBA certification is known in the construction industry as a symbol of quality and reassurance. It can ensure acceptance with specifiers, building control, local authorities and insurers. Working with BBA throughout the design cycle has ensured that the Korniche system exceeds the required specifications.



# Korniche®

The choice is simple...

## The best looks to complement your project

- Slim
- Traditional
- Clean Lines
- Attention to Detail
- The Finishing Touch

## The most efficient in class

- Complete Roof U values from 1.2
- 100% Thermally Broken
- High Performance Glazing

## The strongest on the market

- More Glass, Less Roof
- Highest Quality Weatherproofing
- Security
- Exceeding Standards







“ We are so impressed with the quality and looks of the Korniche. The design compliments our bi-folds and makes the space light and lovely ”

**Mrs Davidson, Cardiff**

“ I watched the builders install the lantern and was very impressed with the speed and efficiency. The building was dry and secure in no time ! ”

**Mr Johnston, Bury**





Designed,  
engineered and  
manufactured in  
the UK

FD2U

FOLDING DOORS 2 U  
[foldingdoors2u.co.uk](http://foldingdoors2u.co.uk)  
01621 834123

**Korniche**<sup>®</sup> THE DEFINITIVE LANTERN SOLUTION